

AlphaSmart


Write:OutLoud To Go

Andrea Ruggiero



What is an AlphaSmart?

- Dana by AlphaSmart is an "affordable," portable, wireless, easy-to-use laptop that helps teachers improve students' basic skills."



AlphaSmart & The Classroom

AlphaSmart laptops contain many built in features that help integrate them into your classroom.

- AlphaWord
- Beamer
- Documents to GO
- Address book, date book and memo pad
- Support for Multimedia Card
- And Additional Software that can be added to cover many content areas.



Features...

AlphaWord



is a word processor that provides many features like eight files to save work in, spell-check, thesaurus, dictionary, word count, and Spanish-English word lookup.

Beamer

sends files between teachers and students. Beaming can be turned off to prevent unauthorized beaming. It is compatible with many devices.


Documents to Go Professional Software

allows the user to use Microsoft Word, Excel and PowerPoint that is compatible with your desktop.



Using Your AlphaSmart in Class

- Students can use all of the added features to complete assignments in every subject area.
- When a student has finished their work for the day, they can easily save it by pressing one of the files at the top of the keyboard.
- Once a piece of work is ready to be printed, the AlphaSmart hooks up easily to any computer with an adapter. The Student's work can then be beamed to the classroom computer for printing.



Write: OutLoud To Go Software

- Write: OutLoud To Go is a talking word processor.
- This program combined with a Voice Card allows students to hear what they are typing.
- They typed text is converted to speech so the student can not only read what they have written but the can listen to is as well.



Write: OutLoud to Go

- Write: OutLoud to Go helps struggling learners to develop their writing mechanics and improve their writing and listening skills.
- Students will be able to hear any inconsistencies or problems in their writing that they might not have caught while proofreading.
- Students listen to their written work through headphones or speakers on the computer.
- This program is also excellent for students who are just learning about the mechanics of writing and reading.



Write: OutLoud To Go

Sample Lessons

Online Collaboration


- Students write a letter to their partner in another class describing a project they are working on. Taking turns, have each student go to the online computer, open an email message, download their letter from the AlphaSmart and send it to the other class.

Reading Journals

- While reading a story, students keep a journal recording their reactions and thoughts. You may have them stop every few pages and write 2-3 sentences in their AlphaSmart journals. Students can share what they have written through Write: OutLoud To Go so the whole class can hear the journal entry.

Quotable Stories



- Students identify an important quote in a story they've just read. They write the quote at the beginning of their file and then add 2-5 sentences explaining the quote's importance to the story.



Write: OutLoud To Go

Modifications

- All of the lessons shown can be modified using the Write: OutLoud Software by having the students type their work on the Alphasmart and listening to their work throughout the lesson.
- Students can “proofread” other students’ work through this software. Have students listen to each other’s work and follow along on the written copy. They can make corrections as they go along. Not only will they be improving their listening skills, but also their mechanic and hand-eye coordination.



Resources

- http://alphasmart.com/k12/solutions/integration_getit.html
- <Http://Alphasmart.com>
- <http://alphasmart.com/products/dana-w.html>
- <http://alphasmart.com/k12/solutions/index.html>
- http://alphasmart.com/k12/write_outloud.html
- http://www.alphasmart.com/pdf/Reading_Writing_Acts.pdf

